

# LTI 20/20 TRUSPEED® S LASER SERIES

The ultimate laser for speed and distracted driving enforcement, crash scene mapping and smartphone apps.

The LTI 20/20 TruSpeed® S series possesses state-of-the-art technology offered at an unmatched value for the price. It's compact, rugged and weighs less than a pound.



## Key Benefits

- Inconspicuous design
- Rugged exterior with tactile grips
- Simple operation
- Crystal-clear 7× optics with real-time illuminated data display

## SpeedCapture App

Sync it with a smartphone for photo enforcement of:

- Speeding
- Distracted Driving
- Seat Belt Use
- HOV Lane
- Stop Sign
- Red Light



## TruSpeed S Models

- S: Measures speed and most affordable
- Sxb: Adds mapping and has Bluetooth® communication
- Se: Works in conjunction with PicoDigiCam® LR photo system

All models include:

- Carrying case
- Neck strap
- Eyepiece cover
- 2 CR 123A batteries
- Operator's manual



## QuickMap 3D®

Integrate it with mapping accessories and simplified data collection software



## Specifications

Weight	0.9 lb
Size (L x W x H)	5.2 x 4.5 x 2.1 in
Construction	Glass-filled polycarbonate composite
Maximum Range	2,000 ft
Speed Range	± 200 mph
Range Accuracy	± 6 in
Speed Accuracy	± 1 mph

Power	(1) CR 123A battery (12 hours of operation time)
Environmental	Water resistant; NEMA 4; IP 55
Operating Temperature	-22° to 140° F
Storage Temperature	-31° to 158° F
Eye Safety	Class 1/FDA CFR 21
Bluetooth (Sxb only)	Class 2, Ver. 2.1, Backwards compatible, 128-bit encryption, iOS/Android

# LTI 20/20 TRUSPEED® LASER SERIES

The essential laser for long-range speed detection, anti-jam technology and data collection.

The LTI 20/20 TruSpeed has an ergonomic pistol grip handle, a removable shoulder stock for increased aiming stability and the accuracy you expect from an LTI laser.





## Key Benefits

- Large icon keypad for easy operation with gloves
- Adjust the brightness level on the heads-up display for maximum visibility
- Enhanced aiming stability with the removable shoulder rest
- One-button weather mode and easy menu options

## TruSpeed Models

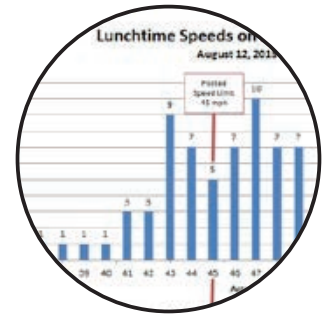
Standard: Reliably measures speed  
LR: Longer range with anti-jam feature  
(SpeedStat software sold separately)

Upgraded 3.5x magnified sighting scope



## SpeedStat

Connect with SpeedStat to collect traffic statistics with time, date, direction and speed.



© LTI 2015 1205 EN

## Specifications

Weight	2.75 lb
Size (L x W x H)	7.75 x 3 x 11.75 in
Construction	Composite polycarbonate outer shell; Aluminum internal chassis
Power	2 alkaline or NiCad rechargeable C-cell batteries (up to 25 hours of cordless operation)
Environmental	Water resistant; NEMA4 & IP55

Operating Temperature	-22° to 140° F
Storage Temperature	-31° to 158° F
Eye Safety	Class 1/FDA CFR 21
Maximum Range	Standard 2,000 ft/LR 4,000 ft
Speed Range	± 200 mph
Range Accuracy	± 6 in
Speed Accuracy	± 1 mph